

Client: BluefitMD
 michael@bluefitmd.com

 Sample received: **01/22/26**
 Analysis conducted: **02/02/26**

Compound:	BPC-157	CAS:	137525-51-0
Batch/Lot #:	M2K9H	Formula:	C62H98N16O22
Appearance:	White lyophilized powder	Mol Wt:	1419.5 g/mol

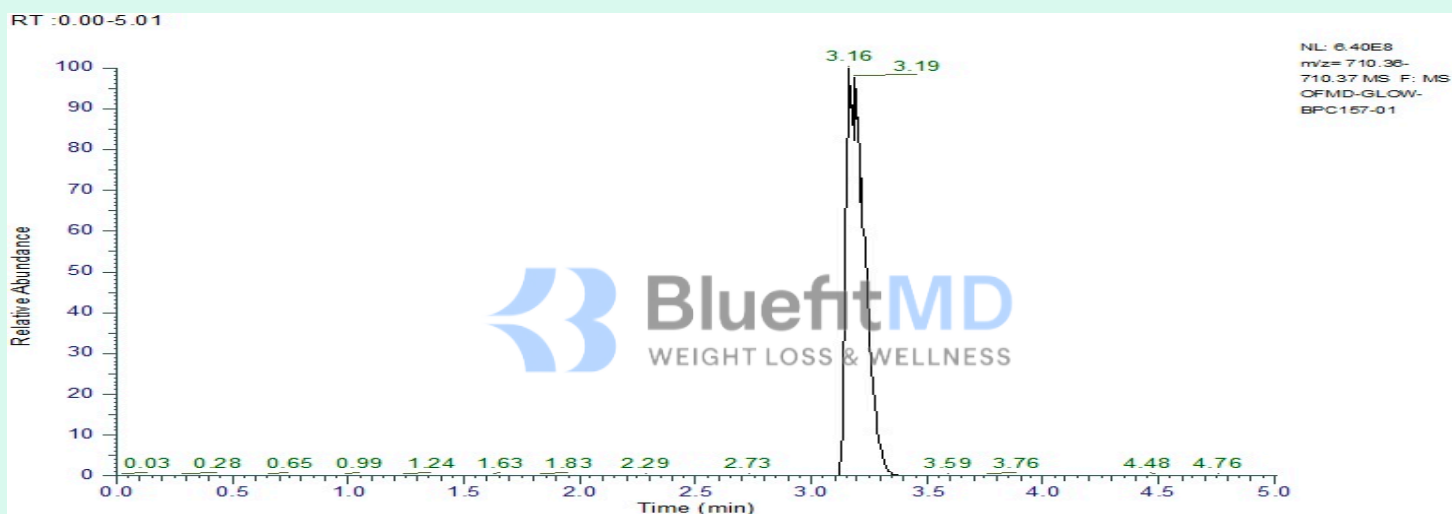
Method: Qualitative and Quantitative chemical analysis by Ultra High Performance Liquid Chromatography with Mass Spectrometry

Pubchem CID: 9941957

[BPC 157](#) | [C62H98N16O22](#) | [CID 9941957](#) - PubChem


	Specification	Result	
Identity Test:	BPC 157	BPC 157	Conforms
Purity:	>99%	99.62%	Conforms

LC-MS Chromatogram: Retention Time and Peak Analysis



Full Scan Mass Spectrometry Analysis

OFMD-GLOW-BPC157-01 #677 RT: 3.19 AV: 1 NL: 5.12E8
T: FTMS + p ESI Full ms [500.0000-1500.0000]



Analysis Performed by

Dr. Victor Ugur
Analytical Chemist
contact@bioregen.com

COA #12051
Security Key **BLUEFITMD1**
bioregen.com/verify



Victor Ugur

Client: BluefitMD
 michael@bluefitmd.com

 Sample received: **01/22/26**
 Analysis conducted: **02/02/26**

Compound:	GHK-Cu	CAS:	49557-75-7
Batch/Lot #:	M2K9H	Formula:	C14H24N6O4
Appearance:	Blue lyophilized powder	Mol Wt:	340.38 g/mol

Method: Qualitative and Quantitative chemical analysis by Ultra High Performance Liquid Chromatography with Mass Spectrometry

Pubchem CID: 73587

GHK-Cu | C14H24N6O4 | CID 73587

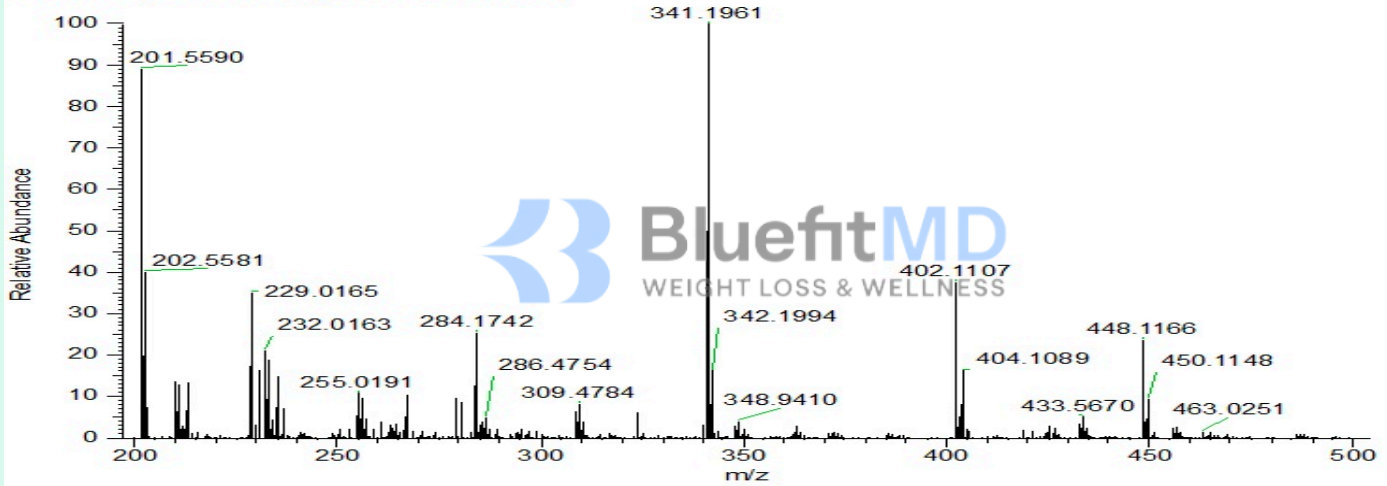
	Specification	Result	
Identity Test:	GHK-Cu	GHK-Cu	Conforms
Purity:	>99%	99.74%	Conforms

LC-MS Chromatogram: Retention Time and Peak Analysis



Full Scan Mass Spectrometry Analysis

OFMD-GLOW-GHK-Cu-01 #101 RT: 0.44 AV: 1 NL: 6.75E7
T: FTMS + p ESI Full ms [200.0000-500.0000]



Analysis Performed by

Dr. Victor Ugur
Analytical Chemist
contact@bioregen.com

COA #12051
Security Key **BLUEFITMD1**
bioregen.com/verify



Victor Ugur

Client: BluefitMD
michael@bluefitmd.com

Sample received: **01/22/26**
Analysis conducted: **02/02/26**

Compound:	TB-500	CAS:	885340-08-9
Batch/Lot #:	M2K9H	Formula:	C38H68N10O14
Appearance:	white lyophilized powder	Mol Wt:	889.0 g/mol

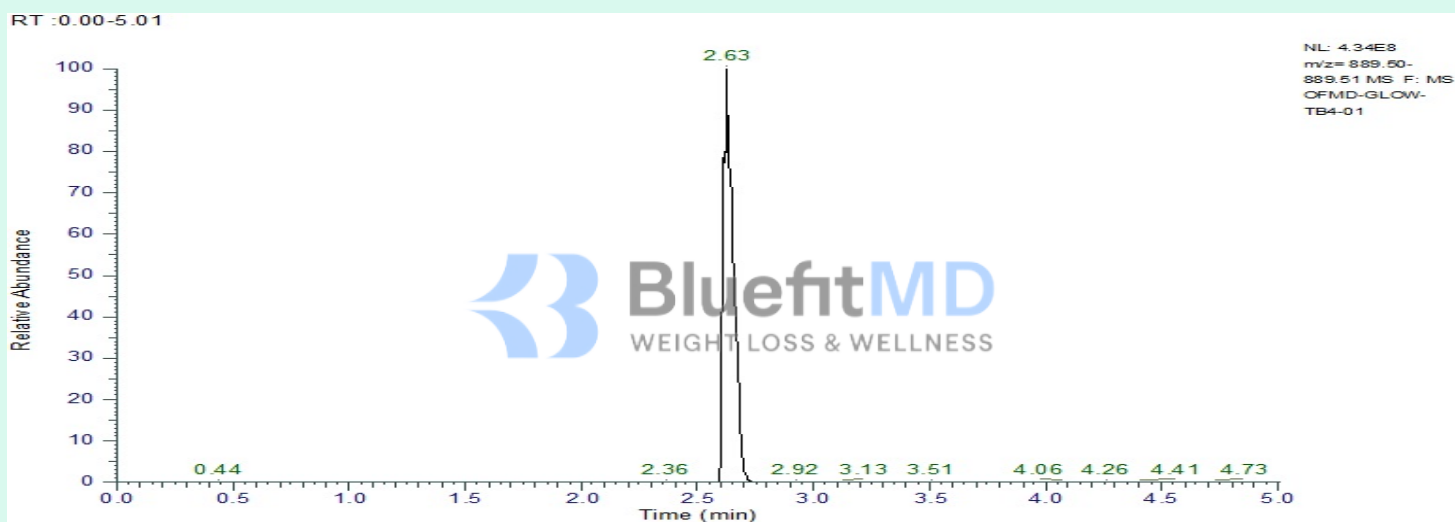
Method: Qualitative and Quantitative chemical analysis by Ultra High Performance Liquid Chromatography with Mass Spectrometry

Pubchem CID: 62707662

TB-500 | C38H68N10O14 | CID 62707662

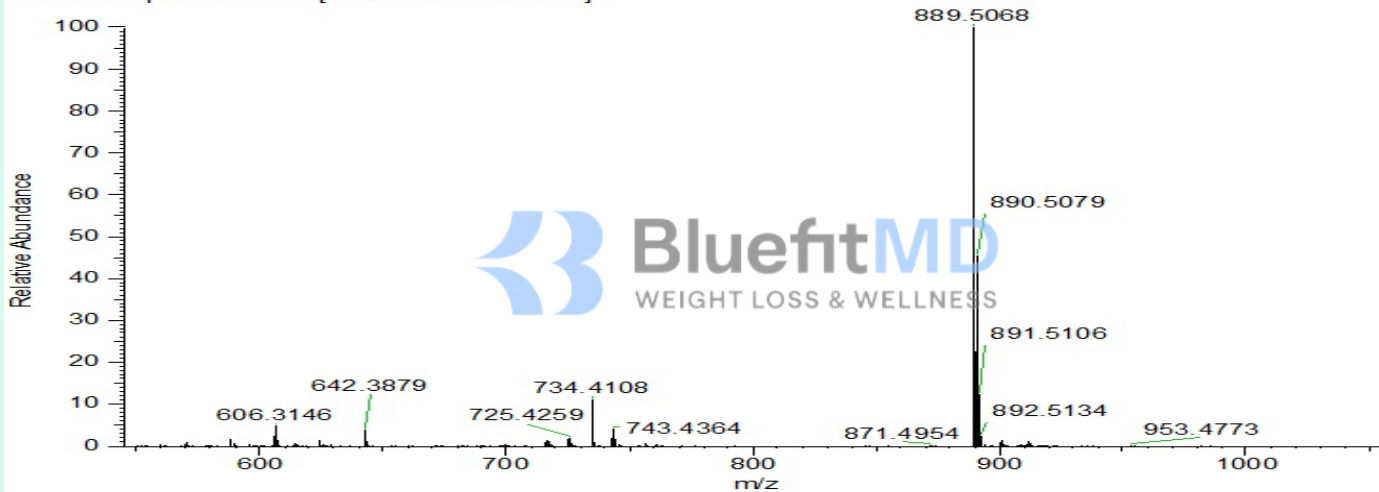
	Specification	Result	
Identity Test:	TB500	TB500	Conforms
Purity:	>99%	99.83%	Conforms

LC-MS Chromatogram: Retention Time and Peak Analysis



Full Scan Mass Spectrometry Analysis

OFMD-GLOW-TB4-01 #556 RT: 2.63 AV: 1 NL: 3.41E8
T: FTMS + p ESI Full ms [550.0000-1050.0000]



Analysis Performed by

Dr. Victor Ugur
Analytical Chemist
contact@bioregen.com

COA #12051
Security Key **BLUEFITMD1**
bioregen.com/verify



Victor Ugur